



**CMO VALVES**  
manufacturing the valve you need

# 11A SERIES



## FABRICATION RANGE *RESILIENT SEAT GATE VALVE*

### UTILIZATION:

- Resilient seat gate valve for pumping, irrigation, drinking water supply, treatment and pumping of dirty water, etc.
- It has minimum head loss, it is 100% watertight, full bore and repackable under pipeline pressure.



# 11 - SERIES

## RESILIENT SEAT GATE VALVES



### GENERAL FEATURES:

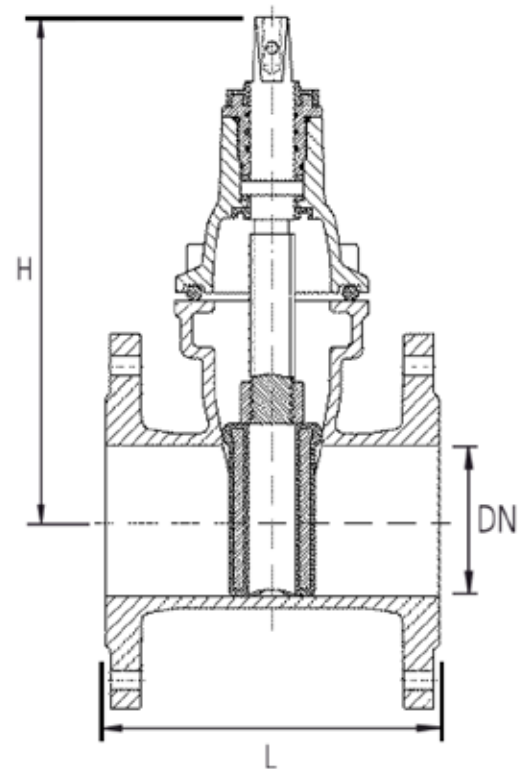
- Minimum head loss.
- Full bore.
- Repackable under pipeline pressure.
- 100% watertight.
- Bidirectional flow.
- RF type DIN PN 10/16 flanges.
- Guided gate to ensure the correct sealing.
- Bolts protected against environmental conditions.
- WRAS certificate for drinking water.
- Max. working pressure according to design pressure PN10/16.
- Working temperature between -10°C and 90°C.

### STANDARDS APPLIED:

- Design according to DIN 3352.
- Hydrostatic tests according to EN 12266-1, class A.
- EC Directive.
- Fabrication according to EN 1074-2.
- Distance between flanges according to EN 558 series 14.
- Side flanges according to ISO 7005-2.
- Top flange (optional) according to ISO 5211.

### DIMENSIONS

DN	L (F4)	L (F5)	H	Torque (N·m)	Weight Kg. (F4)	Weight Kg. (F5)
40	140	240	205	32	9,0	10,5
50	150	250	218	40	10,6	11,8
65	170	270	255	52	11,0	12,2
80	180	280	277	64	12,6	14,35
100	190	300	325	80	18,0	20,2
125	200	325	355	100	26,9	32,7
150	210	350	395	120	30,2	34,8
200	230	400	482	160	53,0	64
250	250	450	572	200	73,5	87
300	270	500	662	240	107,4	146,4
350	290	---	830	300	166,3	---
400	310	600	915	345	210,8	250,6
450	330	---	960	400	300,0	---
500	350	700	1000	450	361,2	402,0
600	390	800	1050	540	570,2	642,0

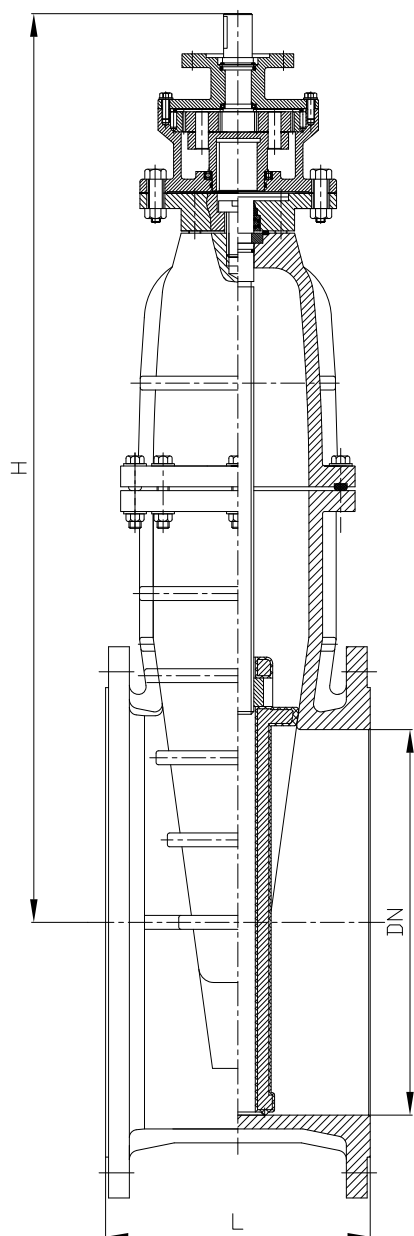


The images and drawings are non contractual.  
The specifications of the shown products could vary without previous notice.



# 11 - SERIES

## RESILIENT SEAT GATE VALVES



The valves of diameter over DN600 are supplied with gearbox.

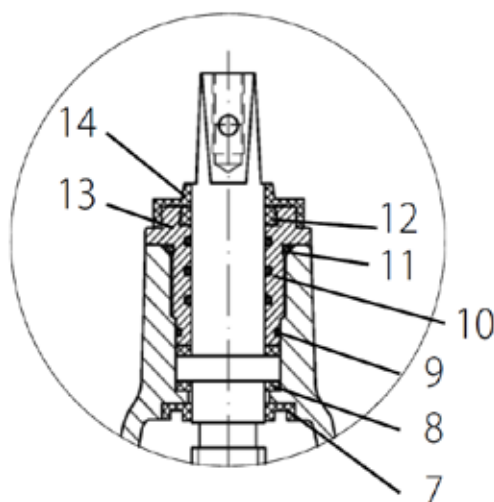
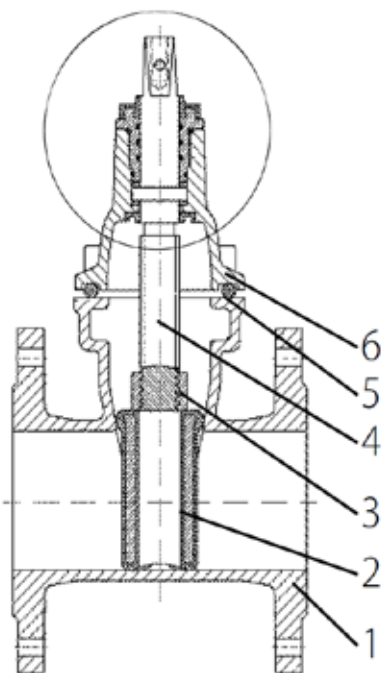
These valves are only available with face to face distance according to EN 558-1 series 14 (F4).

DN	L	H	Weight Kg.	Top flange	Shaft	Hand-wheel
<b>700</b>	430	1491	840	F14	Φ32	Φ400
<b>800</b>	470	1663	1160	F14	Φ32	Φ400
<b>900</b>	510	1820	1560	F14	Φ32	Φ400
<b>1000</b>	550	2071	3020	F14	Φ32	Φ400



# 11 - SERIES

## RESILIENT SEAT GATE VALVES



### DESCRIPTION

1	BODY	GJS500
2	GATE	GJS500+EPDM/NBR
3	NUT	BRASS
4	SHAFT	AISI 420
5	BODY-BONNET GASKET	EPDM
6	BONNET	GJS500
7	GASKET	EPDM
8	PACKING	PTFE
9	O-RINGS	EPDM
10	SHAFT-NET O-RINGS	NBR
11	O-RINGS	EPDM
12	O-RINGS	NBR
13	GLAND NUT	BRASS
14	DUST PROTECTOR	NBR
	PAINTING RAL 5015	Epoxy 250 µm



**CMO VALVES**  
manufacturing the valve you need

# 11 - SERIES

## RESILIENT SEAT GATE VALVES



### THREE-PHASE ACTUATION



DN	Bare shaft Torque (N-m)	Actuator
50	50	SA07.2
65	60	SA07.2
80	60	SA07.2
100	80	SA07.6
125	100	SA07.6
150	120	SA07.6
200	150	SA10.2
250	200	SA10.2
300	250	SA10.2
350	300	SA10.2
400	350	SA14.2
450	400	SA14.2
500	450	SA14.2
600	550	SA14.6
700	530	SA14.6
800	640	SA14.6
900	720	SA14.6
1000	800	SA14.6

A conical gearbox will be installed in the valve before the actuator. These valves are manufactured with a top flange according to ISO5211, this can make the torque to change with respect to the design without the flange.